



Republic of the Philippines
GENERAL SANTOS CITY WATER DISTRICT
E. Fernandez Street, Barangay Lagao General Santos
Telephone No.: 552-3824; Telefax No.: 553-4960
Email Address: gscwdprocurement@yahoo.com

GPM-014-2

REQUEST FOR QUOTATION

RFQ #: 3-0322-016 DATE: 03/07/2022

SUPPLIER: _____
ADDRESS: _____
TELEPHONE NO. : _____
TIN NO. : _____

Dear Sir/Madam,

Pls. quote your lowest price on the item/s listed below subject to general condition stating the shortest time of delivery and submit your quotation duly signed by your representative not later than 03/11/2022, Pls. furnish this office the following articles subject to the terms and conditions contained therein.


ITEM NO.	DESCRIPTION	QTY.	UNIT	UNIT PRICE
1	CONSTRUCTION/LABOR AND MATERIALS : PLEASE SEE ATTACHED DRAWING-ABC: PHP 157,413.32 ##### nothing follows #####	1	LOT	P

Date of Delivery: _____
Price Validity : _____
Terms of Payment: _____

Place of Delivery: GSCWD Bodega
****No partial delivery allowed****
Note: 6% WITHHOLDING TAX DEDUCTION
PR NO.: 0222-087

Requested by:

Price quoted by:


GESEM R. CABAÑERO
MATERIAL PROCUREMENT
OFFICER A

Supplier

Date



Republic of the Philippines
GENERAL SANTOS CITY WATER DISTRICT
E. Fernandez St. Lagao, General Santos City
Telephone No. (083) 552-3824/ Telefax No. (083) 553-4960
E-mail Address: gscwaterdistrict@yahoo.com
www.gensanwater.gov.ph

PROJECT DESCRIPTION

Project Name : PROPOSED CONSTRUCTION OF COMFORT ROOM

Location : PS# 18, PRK. LOWER SHUTTLE, BRGY. SAN JOSE,
GSC


Undertaken by : BY CONTRACT

Estimated Amount : PHP 78,706.66

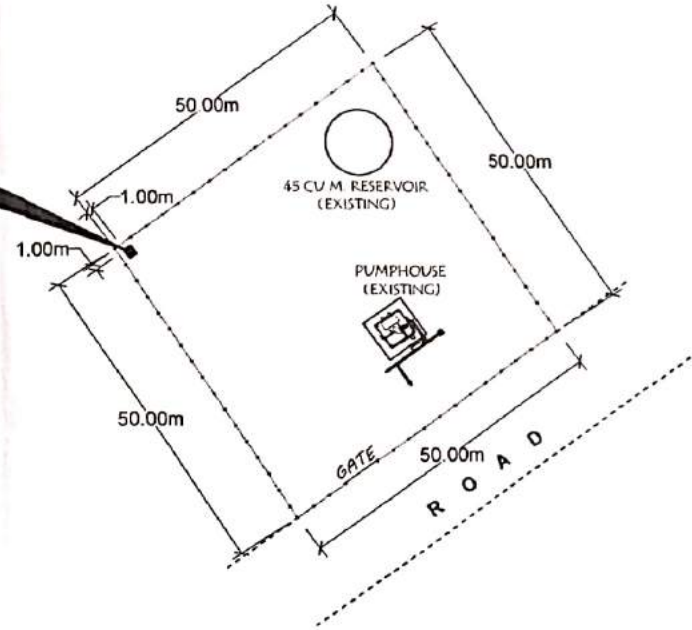
Charge to : LAND IMPROVEMENT

Date Started : UPON APPROVAL

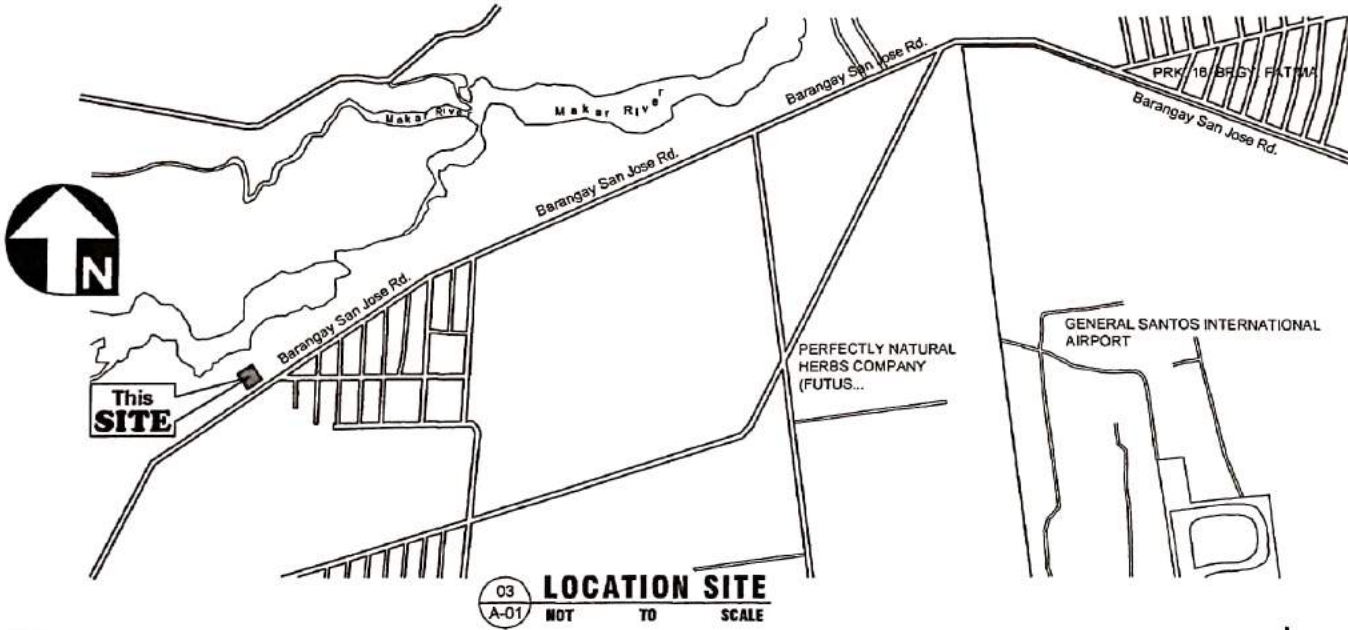
Project Duration : 9 Calendar Days



PROPOSED COMFORT ROOM



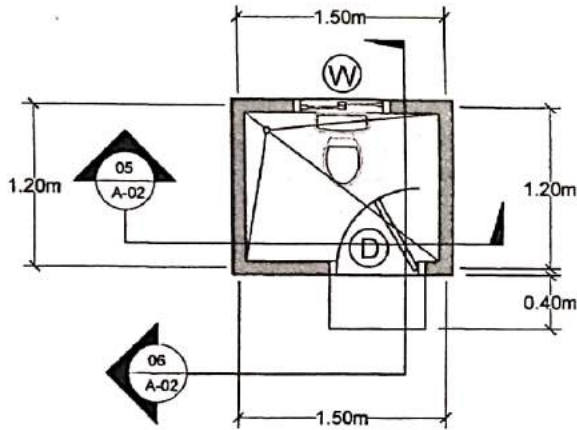
02 SITE DEVELOPMENT PLAN
A-01 NOT TO SCALE



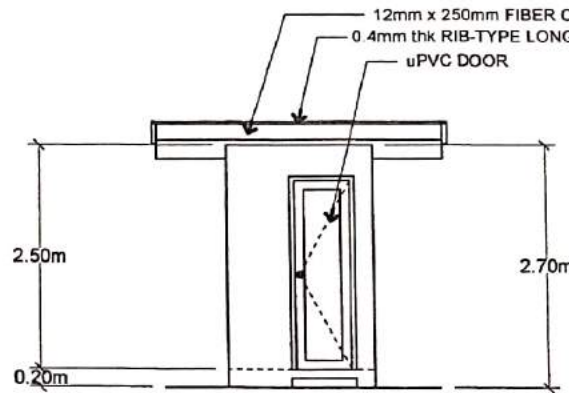
03 LOCATION SITE
A-01 NOT TO SCALE



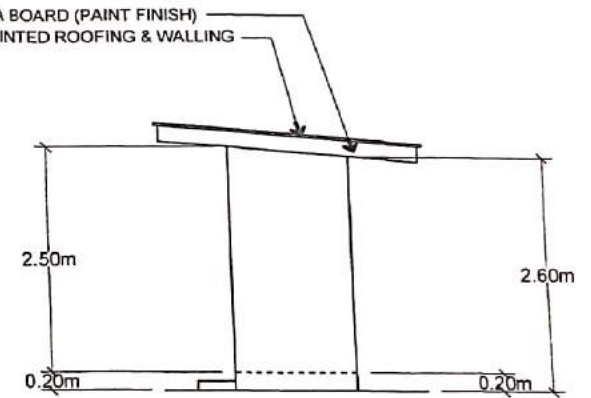
PROJECT TITLE / LOCATION:	CHECKED BY:	REVIEWED BY:	APPROVED BY:	CONTENT:	SHEET NO.:
CONSTRUCTION OF COMFORT ROOM	ENGR. MARIA CELIA N. DANDAN	ENGR. ROGELIO A. BESANA, JR.	ENGR. ARN B. GELLANGARIN	AS SHOWN	A-01
LOCATION: PS No.18, Purok Lower Shulle, Brgy. San Jose, GSC	OFFICER-IN-CHARGE, PDD	AGM, OPERATION & TECHNICAL SERVICES	GENERAL MANAGER A	DRAWN: TTP CHECKED: MCND	1 5
				REVISION: DATE: February 2022	



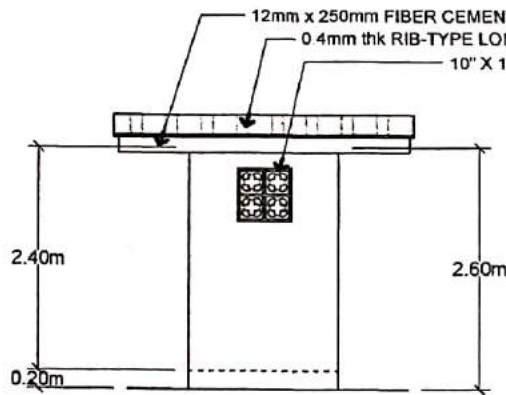
01 FLOOR PLAN
A-02 SCALE: 1:50 M



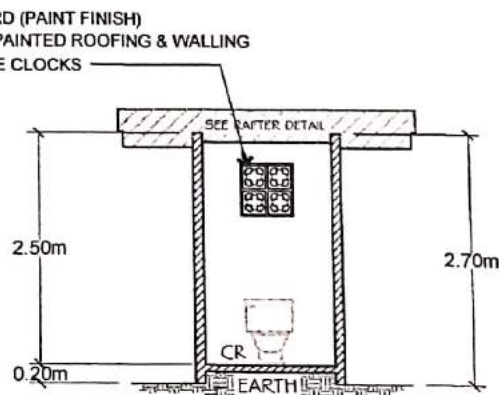
02 FRONT ELEVATION
A-02 SCALE: 1:75 M



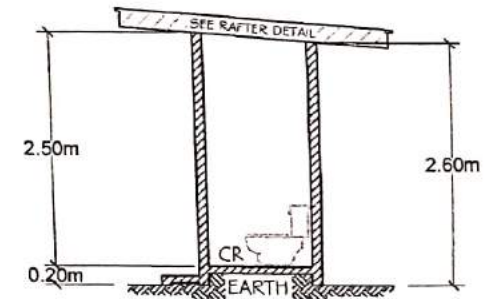
03 TYPICAL SIDE ELEVATION
A-02 SCALE: 1:75 M



04 REAR SIDE ELEVATION
A-02 SCALE: 1:75 M



05 SECTION "A" "A"
A-02 SCALE: 1:75 M

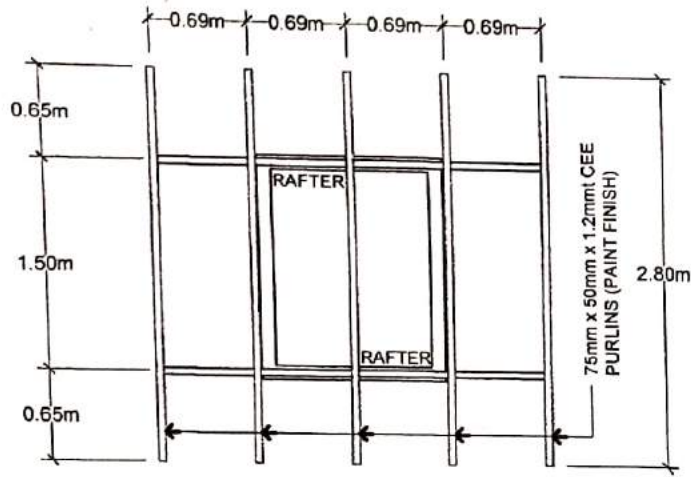


06 TYPICAL SIDE ELEVATION
A-02 SCALE: 1:75 M



GENERAL SANTOS CITY WATER DISTRICT
ENGINEERING & CONSTRUCTION DEPARTMENT
PLANNING AND DESIGN DIVISION
E. FERNANDEZ STREET, 8007, LAGAO, GEN. SANTOS CITY
TEL. NO.: (083) 952 - 3824

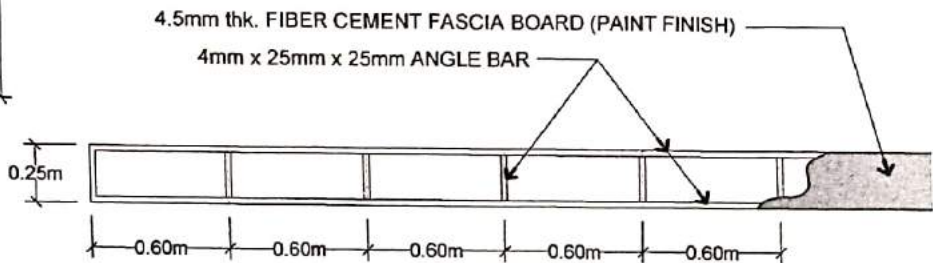
PROJECT TITLE / LOCATION:	CHECKED BY:	REVIEWED BY:	APPROVED BY:	CONTENT	SHEET NO.:
CONSTRUCTION OF COMFORT ROOM	ENGR. MARIA CELIA N. DANDAN OFFICER-IN-CHARGE, P.D.	ENGR. ROGELIO A. BESANA, JR. AGM, OPERATION & TECHNICAL SERVICES	ENGR. ARN B. GELLANGARIN GENERAL MANAGER A	AS SHOWN	A-02
				DRAWN: TTP	REVISION:
LOCATION: PS No.18, Purok Lower Shulle, Brgy. San Jose, GSC				CHECKED: MCND	DATE: February 2022



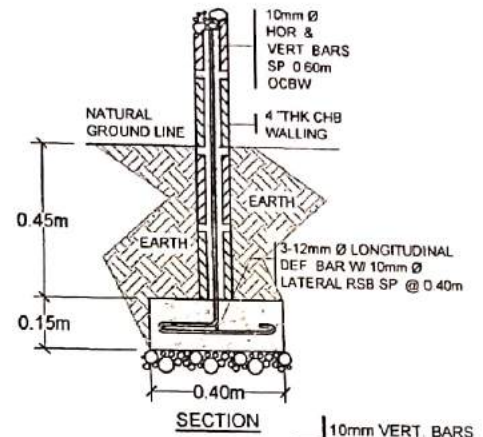
01 ROOF FRAMING PLAN
A-03 SCALE: 1:50 M



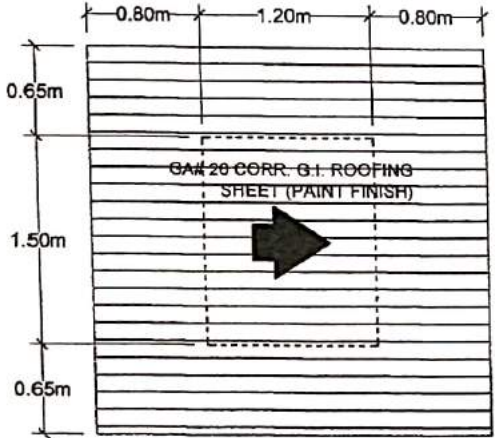
02 RAFTER DETAIL
A-03 SCALE: 1:30 M



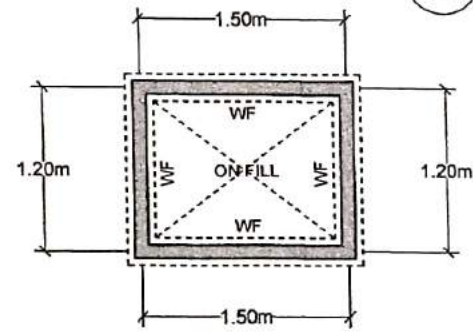
03 FASCIA FRAME DETAIL
A-03 SCALE: 1:30 M



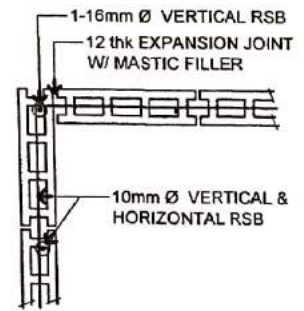
SECTION
10mm VERT BARS Sp @ 400mm O.C.



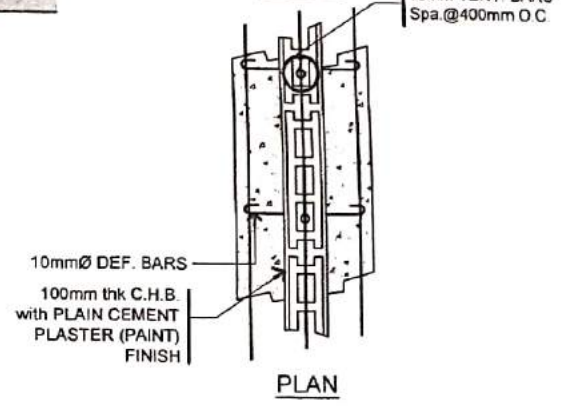
04 ROOF PLAN
A-03 SCALE: 1:50 M



05 FOUNDATION LAY-OUT PLAN
A-03 SCALE: 1:50 M



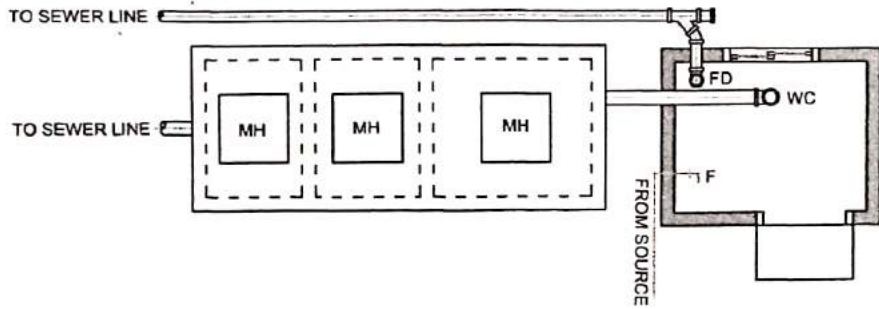
06 CORNER WALL INTERCONNECTION
A-03 SCALE: 1:50 M



07 WF DETAIL
A-03 SCALE: 1:20M



GENERAL SANTOS CITY WATER DISTRICT ENGINEERING & CONSTRUCTION DEPARTMENT PLANNING AND DESIGN DIVISION E. FERNANDEZ STREET, BRGY. LAGAD, GEN. SANTOS CITY TEL. NO.: (092) 852 - 3824	PROJECT TITLE / LOCATION	CHECKED BY:	REVIEWED BY:	APPROVED BY:	CONTENT:	SHEET NO
	CONSTRUCTION OF COMFORT ROOM	ENGR. MARIA CELIA N. DANDAN	ENGR. ROGELIO A. BESANA, JR.	ENGR. ARN B. GELLANGARIN	AS SHOWN	A-03
	LOCATION: PS No.18, Purak Lower Shuttle, Brgy. San Jose, GSC	OFFICER-IN-CHARGE, PDD	AGM, OPERATION & TECHNICAL SERVICES	GENERAL MANAGER A	DRAWN: TTP REVISION:	3 5
					CHECKED: MCND DATE: February 2022	



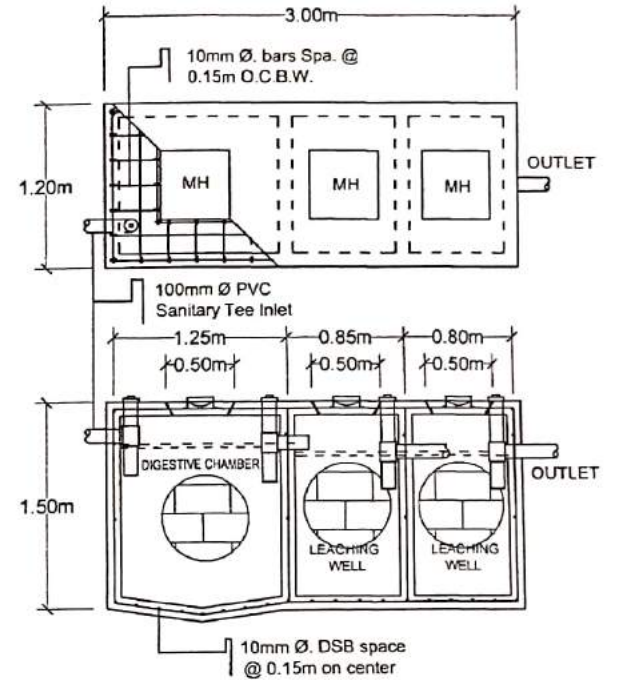
01 PLUMBING LAY-OUT PLAN
P-01 SCALE: 1:50 M

NOTES AND SPECIFICATIONS

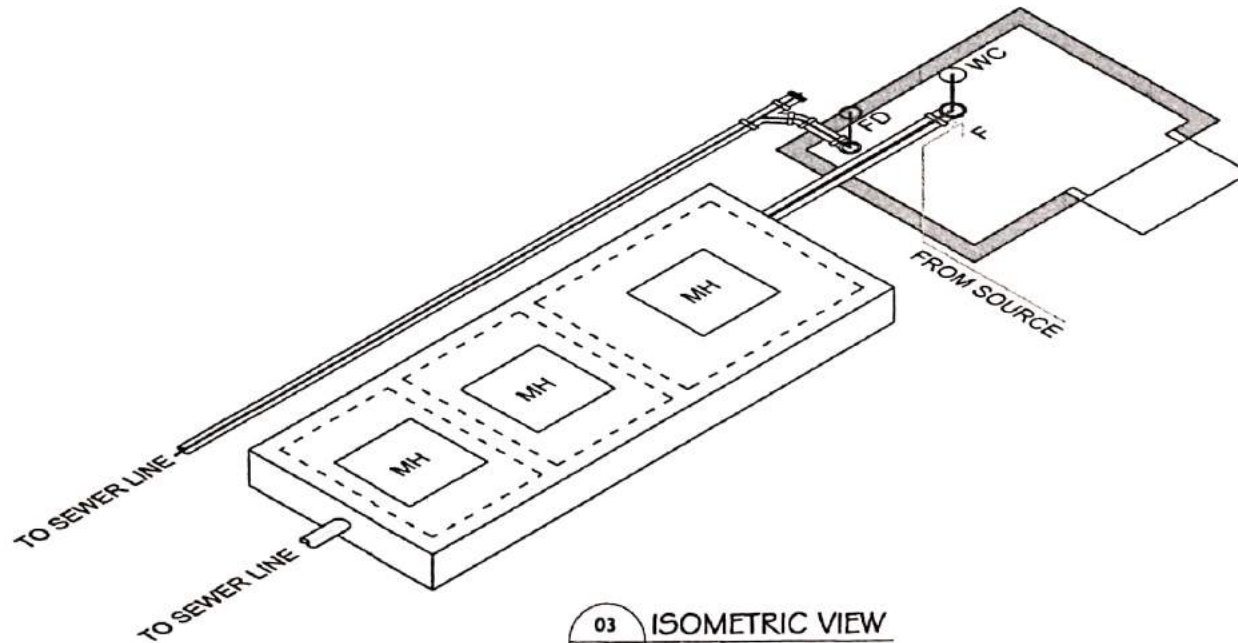
ALL WORKS SHALL BE DONE UNDER THE DIRECT SUPERVISION OF A MASTER PLUMBER AND STRICTLY ACCORDANCE WITH THESE SPECS AND OF THE METHOD PRESCRIBE BY THE NATIONAL BLDG. CODE OF THE PHILIPPINES.

INSTALL PLUMBING FIXTURES AS INDICATED IN DRAWINGS FURNISHING ALL BRACKETS, CLEATS, PLATES AND ANCHOR TO SUPPORT FIXTURES RIGIDLY IN PLACE.

ALTERNATE MATLS ALLOWED, PROVIDED SUCH ALTERNATE IS APPROVED BY AN ARCHITECT OR ENGINEER SUCH AS PVC FOR SEWER AND DRAINAGE SYSTEM
ALL PVC SOIL AND DRAINAGE SHALL HAVE A MINIMUM SLOPE OF TWO PERCENT (2%).



02 SEPTIC VAULT DETAIL
P-01 SCALE: 1:50 M



03 ISOMETRIC VIEW
P-01

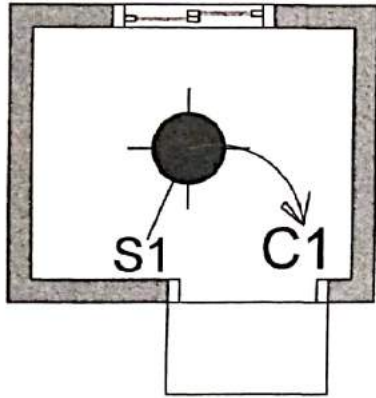
KEY TO SYMBOLS

- VTR - VENT THRU ROOF
- GV - GATE VALVE
- CV - CHECK VALVE
- WM - WATER METER
- F - FAUCET
- FD - FLOOR DRAIN
- WC - WATER CLOSET
- CO - CLEAN OUT
- MH - MANHOLE
- GT - GREASE TRAP
- SV - SEPTIC VAULT
- WATER LINE
- WASTE PIPE



GENERAL SANTOS CITY WATER DISTRICT
ENGINEERING & CONSTRUCTION DEPARTMENT
PLANNING AND DESIGN DIVISION
E. FERNANDEZ STREET, BRGY. LAGAN, GEN. SANTOS CITY
TEL. NO.: (082) 952 - 3924

PROJECT TITLE / LOCATION	CHECKED BY	REVIEWED BY	APPROVED BY	CONTENT:	SHEET NO
CONSTRUCTION OF COMFORT ROOM	ENGR. MARIA CELIA N. DANDAN	ENGR. ROGELIO A. BESANA, JR.	ENGR. ARN B. GELLANGARIN	AS SHOWN	P-01
LOCATION: P5 No.18, Purok Lower Shuttle, Brgy. San Jose, GSC	OFFICER-IN-CHARGE, PDO	AGM, OPERATION & TECHNICAL SERVICES	GENERAL MANAGER A	DRAWN: TTP REVISION:	4 5
				CHECKED: MCND DATE: February 2022	



LEGEND :

- SERVICE ENTRANCE
- PANEL BOARD
- CONVENIENCE OUTLET
- KILOWATT HOUR METER
- PANEL BOARD
- CIRCUIT BREAKER
- SWITCH WIRE LINE
- CIRCUIT HOMERUN
- FLOURESCENT
- AIRCONDITIONING UNIT
- BULB

NOTES AND SPECIFICATIONS

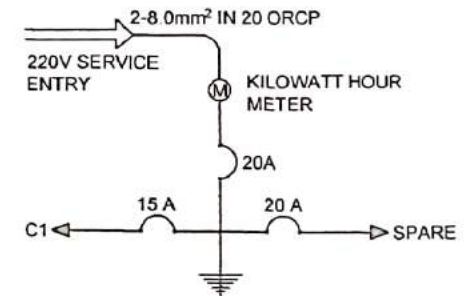
- 1.) ALL ELECTRICAL INSTALLATIONS TO BE UNDERTAKEN HEREIN SHALL CONFORM WITH THE LATEST EDITION OF THE PHILIPPINE ELECTRICAL CODE, RULES AND REGULATIONS OF THE ENFORCING AUTHORITY AND LOCAL POWER COMPANY.
- 2.) CONDUIT RUN SHOWN ON THE PLAN ARE ONLY SCHEMES. ACTUAL RUN SHALL BE DONE AND DETERMINE IN THE FIELD.
- 3.) PANEL BOARD SHALL BE FLUSH MOUNTED 1.37 m. ABOVE THE FINISHED FLOOR LINE.
- 4.) ALL ELECTRICAL MATERIALS AND DEVICES TO BE USED HEREIN MUST BE BRAND NEW AND FO APPROVED TYPE FOR LOCATION AND PURPOSE.
- 5.) THE ELECTRICAL INSTALLATION TO BE UNDERTAKEN HEREIN MUST BE UNDER THE DIRECT AND IMMEDIATE SUPERVISION OF A DULY LICENSED ELECTRICAL ENGINEER OR MASTER ELECTRICIAN.
- 6.) SWITCHES SHALL BE FLUSH MOUNTED AND LOCATED 8" FROM THE EDGE OF THE DOOR JAMB TO THE CENTER OF THE SWITCH OR 6" FROM THE EDGE OF DOOR JAMB TO THE EDGE OF THE SWITCH
- 7.) CONVENIENCE OUTLETS SHOULD BE 0.30m. ABOVE THE FINISHED FLOOR LINE

01 PLUMBING LAY-OUT PLAN
E-01 SCALE: 1:50 M

SCHEDULE OF LOADS:

PANEL:	LP	VOLTAGE:	230					
FEED:	TOP	PHASE:	1					
MOUNTING:	SURFACE	WIRE:	2					
CIRCUIT NO.	PARTICULARS	NO. OF OUTLET	WATTS	PHASE	VOLTS	AMPERE	CB RATING	WIRE SIZE AND CONDUIT
1	Light Outlet	1	100	1	230	0.43	15 AT	2-3.5mm ² THWN, 1-2.0mm ² TW(GND.) IN 15mm \varnothing CONDUIT
2	SPARE	1	2,000	1	230	8.70	20 AT	2-5.5mm ² THWN, 1-2.0mm ² TW(GND.) IN 15mm \varnothing CONDUIT
TOTAL			2,100					

RISER DIAGRAM



PROJECT TITLE / LOCATION	CHECKED BY	REVIEWED BY:	APPROVED BY:	CONTENT:	SHEET NO.
CONSTRUCTION OF COMFORT ROOM	ENGR. MARIA CELIA N. DANDAN	ENGR. ROGELIO A. BESANA, JR.	ENGR. ARN B. GELLANGARIN	AS SHOWN	E-01
LOCATION: PS No.18, Purok Lower Shuttle, Brgy. San Jose, GSC	OFFICER-IN-CHARGE, PDD	AGM, OPERATION & TECHNICAL SERVICES	GENERAL MANAGER A	DRAWN: TTP	5
				CHECKED: MCND	5
				DATE: February 2022	



Republic of the Philippines
GENERAL SANTOS CITY WATER DISTRICT
E. Fernandez St. Lagao, General Santos City
Telephone No. (083) 552-3824/ Telefax No. (083) 553-4960
E-mail Address: gscwaterdistrict@yahoo.com
www.gensanwater.gov.ph

PROJECT DESCRIPTION

Project Name : **PROPOSED CONSTRUCTION OF COMFORT ROOM**

Location : **PS# 20, PRK. UPPER GREENVILLE, BRGY.
CALUMPANG, GSC**


Undertaken by : **BY CONTRACT**

Estimated Amount : **PHP 78,706.66**

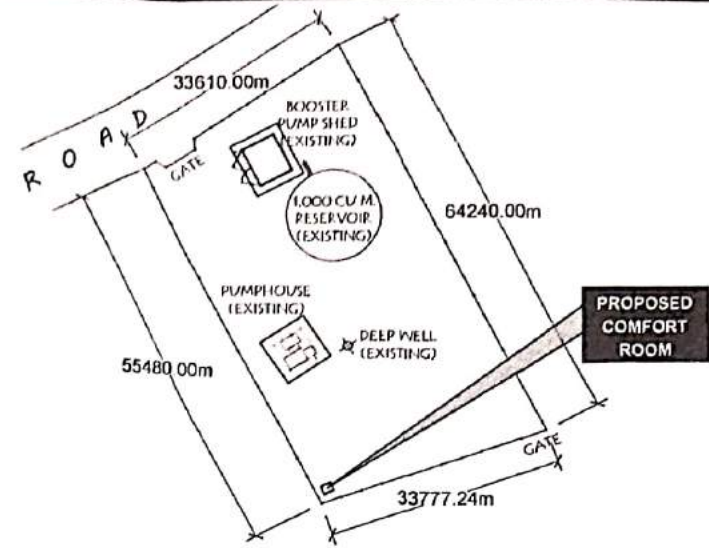
Charge to : **LAND IMPROVEMENT**

Date Started : **UPON APPROVAL**

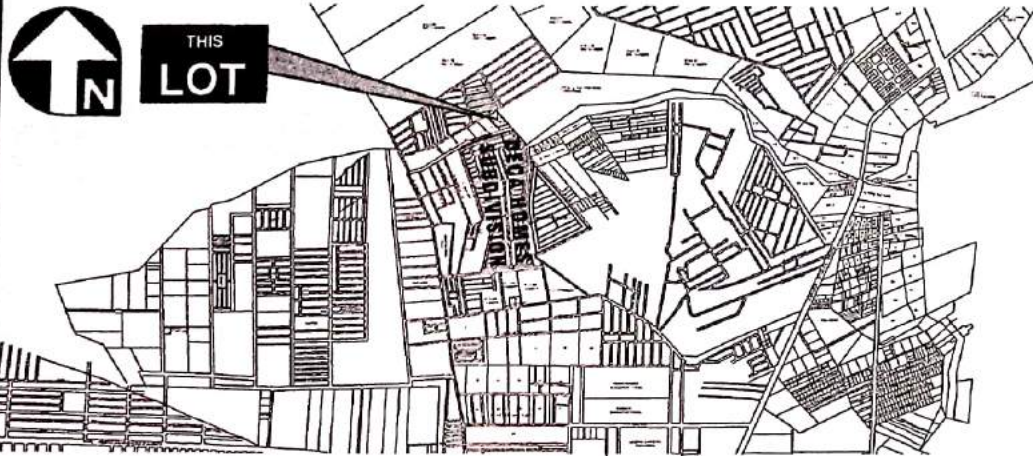
Project Duration : **9 Calendar Days**



01 PERSPECTIVE VIEW
A-01



02 SITE DEVELOPMENT PLAN
A-01 NOT TO SCALE



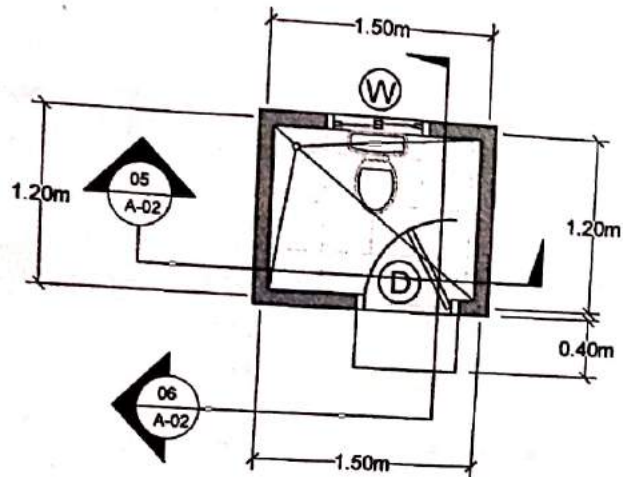
03 VICINITY MAP
A-01 NOT TO SCALE



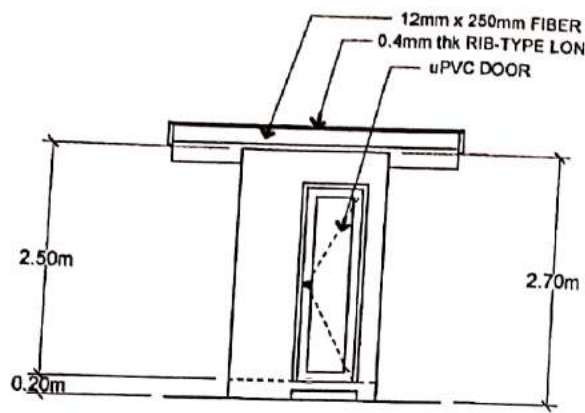
04 LOCATION SITE
A-01 NOT TO SCALE



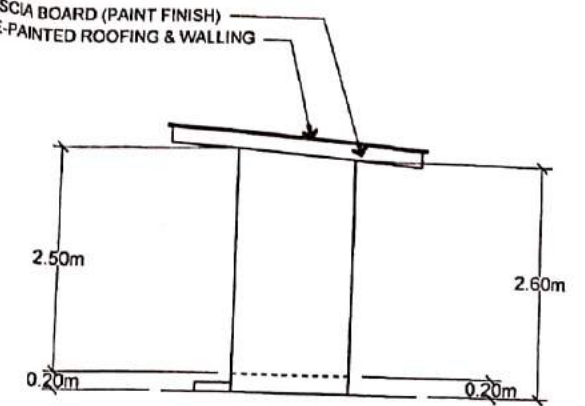
GENERAL SANTOS CITY WATER DISTRICT ENGINEERING & CONSTRUCTION DEPARTMENT PLANNING AND DESIGN DIVISION E. FERNANDEZ STREET, BRGY. LAGA, GEN. SANTOS CITY TEL. NO.: (083) 632-2824	PROJECT TITLE / LOCATION:	CHECKED BY:	REVIEWED BY:	APPROVED BY:	CONTENT:	SHEET NO.:
	CONSTRUCTION OF COMFORT ROOM	ENGR. MARIA CELIA N. DANDAN	ENGR. ROGELIO A. BESANA, JR.	ENGR. ARN B. GELLANGARIN	AS SHOWN	A-01
	LOCATION: PS No. 20, Prk. Upper Greenville, Brgy. Columbang, GSC	OFFICER-IN-CHARGE, PDD	AGM, OPERATION & TECHNICAL SERVICES	GENERAL MANAGER A	DRAWN TTP CHECKED MCND	REVISION DATE February 2022



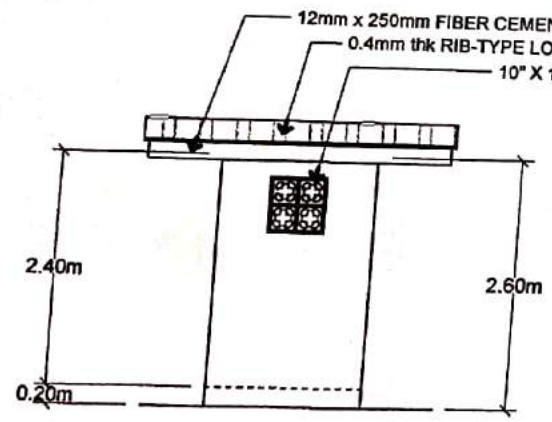
01 FLOOR PLAN
A-02 SCALE: 1:50 M



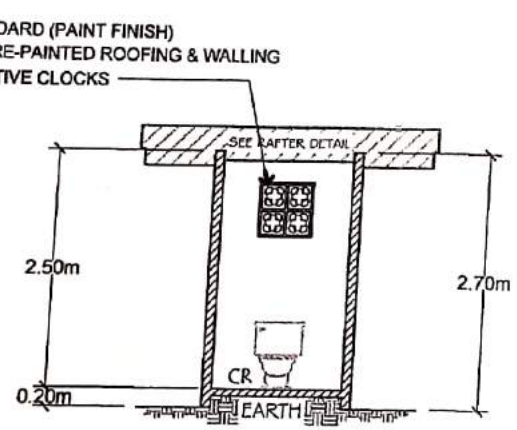
02 FRONT ELEVATION
A-02 SCALE: 1:75 M




03 TYPICAL SIDE ELEVATION
A-02 SCALE: 1:75 M



04 REAR SIDE ELEVATION
A-02 SCALE: 1:75 M



05 SECTION "A" "A"
A-02 SCALE: 1:75 M


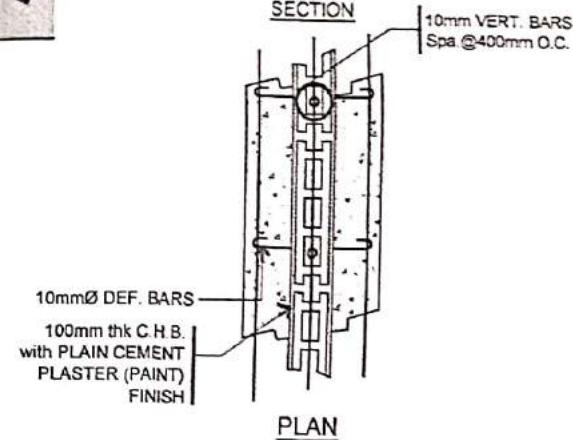
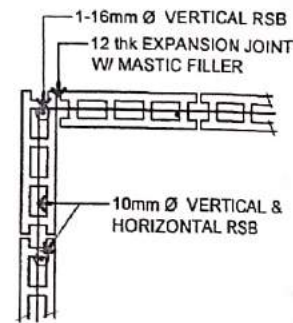
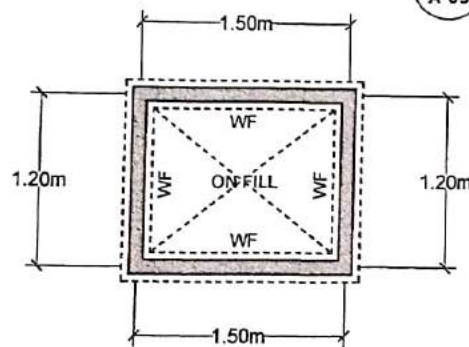
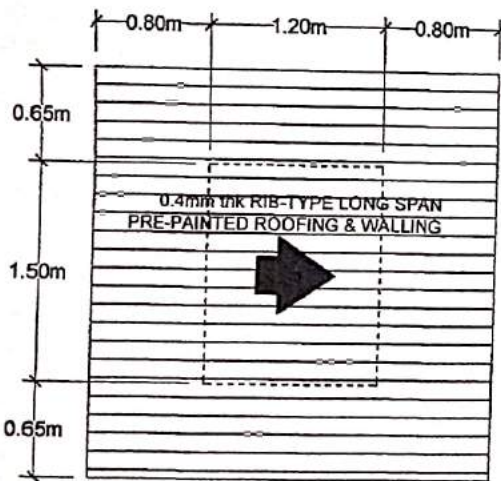
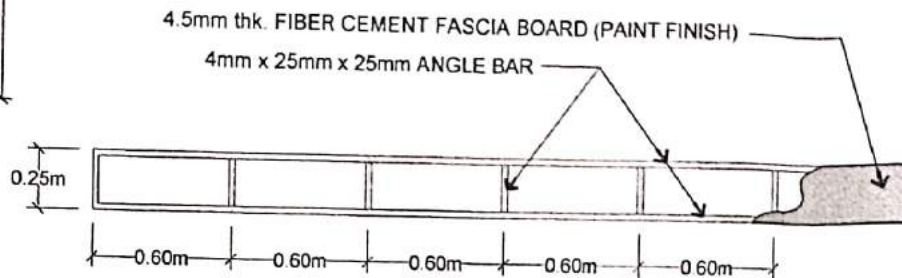
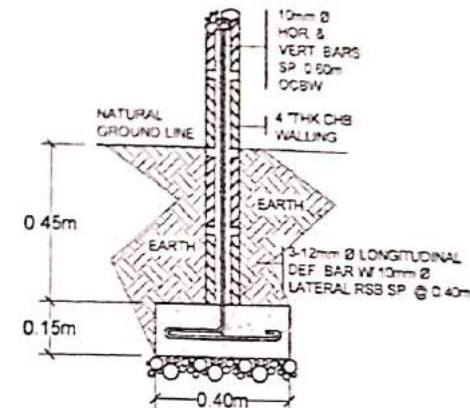
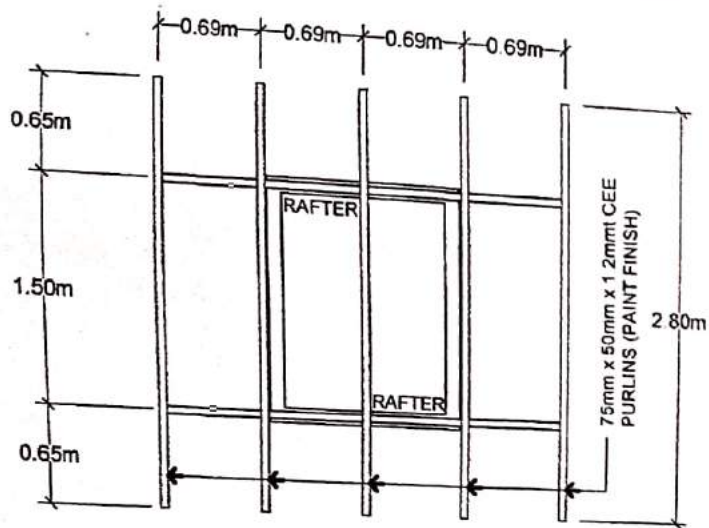


06 TYPICAL SIDE ELEVATION
A-02 SCALE: 1:75 M



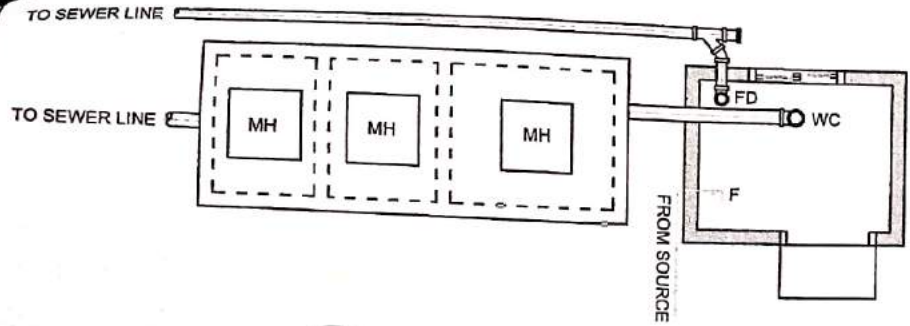
GENERAL SANTOS CITY WATER DISTRICT
ENGINEERING & CONSTRUCTION DEPARTMENT
PLANNING AND DESIGN DIVISION
E. FERNANDEZ STREET, UNIT. LARAO, GEN. SANTOS CITY
TEL. NO.: (083) 952 - 3824

PROJECT TITLE / LOCATION:	CHECKED BY:	REVIEWED BY:	APPROVED BY:	CONTENT:	SHEET NO.:
CONSTRUCTION OF COMFORT ROOM	ENGR. MARIA CELIA N. DANDAN	ENGR. ROGELIO A. BESANA, JR.	ENGR. ARN B. GELLANGARIN	AS SHOWN	A-02
LOCATION: PS No. 20, Ptk. Upper Greenville, Brgy. Calumpang, GSC	OFFICER-IN-CHARGE, PDD	AGM, OPERATION & TECHNICAL SERVICES	GENERAL MANAGER A	DRAWN TTP REVISION CHECKED: MCND DATE: February 2022	2 / 5



GENERAL SANTOS CITY WATER DISTRICT ENGINEERING & CONSTRUCTION DEPARTMENT PLANNING AND DESIGN DIVISION E. FERNANDEZ STREET, BRGY. LAGA, GEN. SANTOS CITY TEL. NO.: (083) 662-8824	PROJECT TITLE / LOCATION:	CHECKED BY:	REVIEWED BY:	APPROVED BY:	CONTENT:	SHEET NO.:
	CONSTRUCTION OF COMFORT ROOM	ENGR. MARIA CELIA N. DANDAN	ENGR. ROGELIO A. BESANA, JR.	ENGR. ARN B. GELLANGARIN	AS SHOWN	A-03
	LOCATION: PS No. 20, Prk. Upper Greenville, Brgy. Calumpang, GSC	OFFICER-IN-CHARGE, PDD	AGM, OPERATION & TECHNICAL SERVICES	GENERAL MANAGER A	DRAWN: TTP CHECKED: MCND DATE: February 2022	REVISION: 3 5

Caps Lock



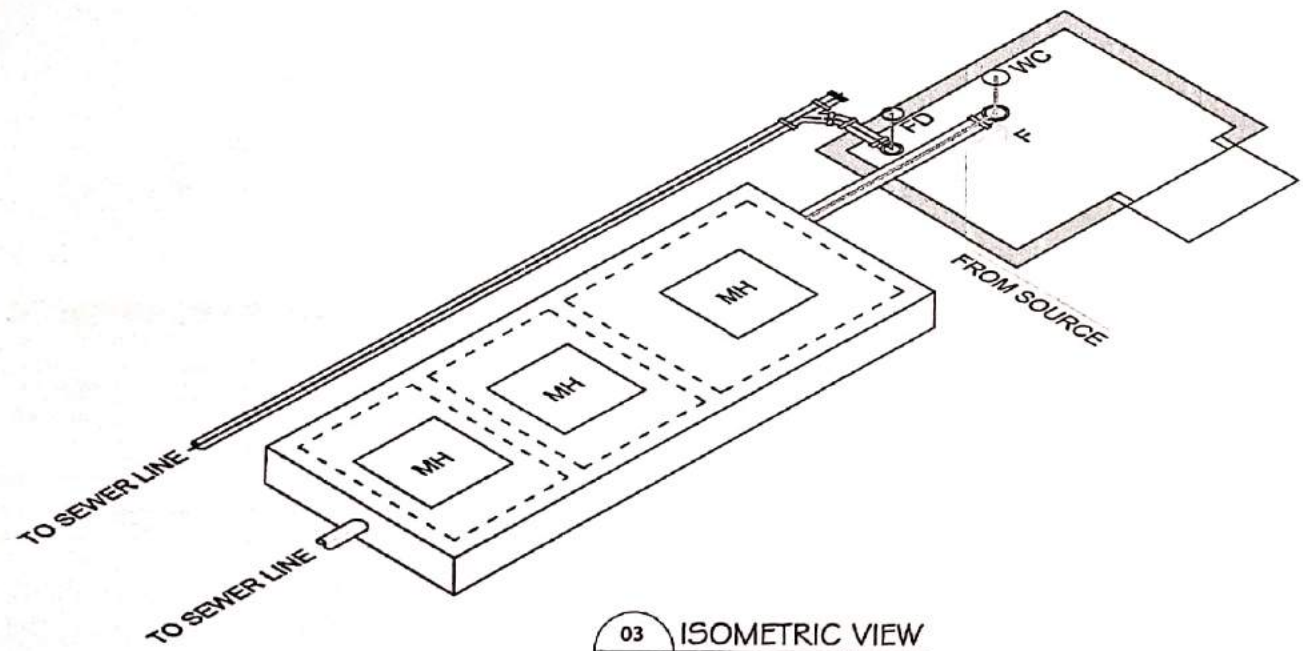
01 PLUMBING LAY-OUT PLAN
P-01 SCALE: 1:50 M

NOTES AND SPECIFICATIONS

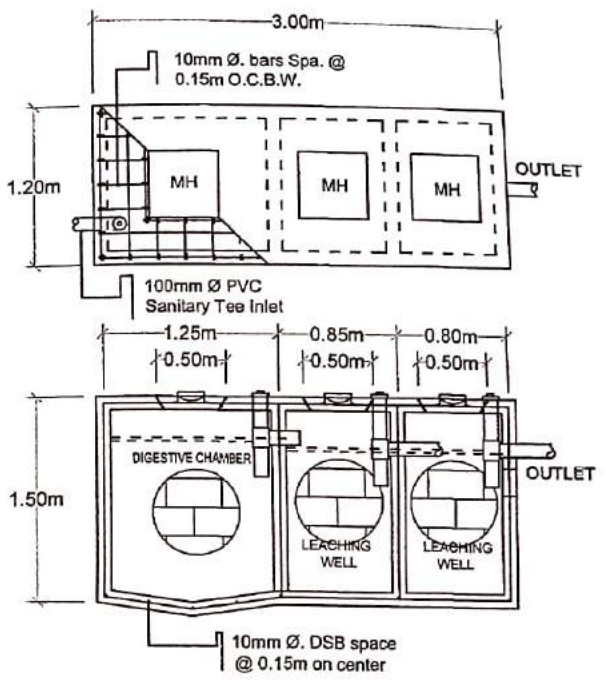
ALL WORKS SHALL BE DONE UNDER THE DIRECT SUPERVISION OF A MASTER PLUMBER AND STRICTLY ACCORDANCE WITH THESE SPECS AND OF THE METHOD PRESCRIBE BY THE NATIONAL BLDG. CODE OF THE PHILIPPINES.

INSTALL PLUMBING FIXTURES AS INDICATED IN DRAWINGS FURNISHING ALL BRACKETS, CLEATS, PLATES AND ANCHOR TO SUPPORT FIXTURES RIGIDLY IN PLACE.

ALTERNATE MAT'LS ALLOWED, PROVIDED SUCH ALTERNATE IS APPROVED BY AN ARCHITECT OR ENGINEER SUCH AS PVC FOR SEWER AND DRAINAGE SYSTEM
ALL PVC SOIL AND DRAINAGE SHALL HAVE A MINIMUM SLOPE OF TWO PERCENT (2%).




03 ISOMETRIC VIEW
P-01



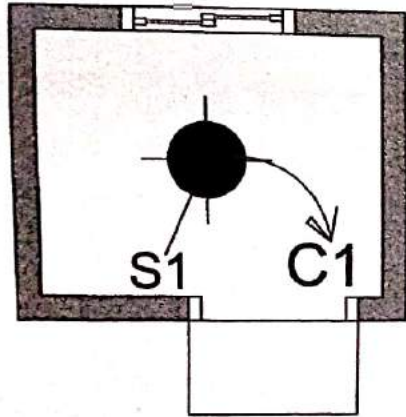
02 SEPTIC VAULT DETAIL
P-01 SCALE: 1:50 M

KEY TO SYMBOLS

- VTR - VENT THRU ROOF
- GV - GATE VALVE
- CV - CHECK VALVE
- WM - WATER METER
- F - FAUCET
- FD - FLOOR DRAIN
- WC - WATER CLOSET
- CO - CLEAN OUT
- MH - MANHOLE
- GT - GREASE TRAP
- SV - SEPTIC VAULT
- WATER LINE
- WASTE PIPE



GENERAL SANTOS CITY WATER DISTRICT ENGINEERING & CONSTRUCTION DEPARTMENT PLANNING AND DESIGN DIVISION E. FERNANDEZ STREET, BRGY. LAGAR, GEN. SANTOS CITY TEL. NO.: (083) 852 - 3824	PROJECT TITLE / LOCATION	CHECKED BY	REVIEWED BY	APPROVED BY	CONTENT	SHEET NO.
	CONSTRUCTION OF COMFORT ROOM	ENGR. MARIA CELIA N. DANDAN	ENGR. ROGELIO A. BESANA, JR.	ENGR. ARN B. GELLANGARIN	AS SHOWN	P-01
	LOCATION: PS No. 20, Pk. Upper Greenville, Brgy. Calumpang, CSC	OFFICER-IN-CHARGE, PDD	AGM OPERATION & TECHNICAL SERVICES	GENERAL MANAGER A	DRAWN TTP CHECKED MCND REVISION DATE February 2022	4 5



LEGEND :

- SERVICE ENTRANCE
- PANEL BOARD
- CONVENIENCE OUTLET
- KILOWATT HOUR METER
- PANEL BOARD
- CIRCUIT BREAKER
- SWITCH WIRE LINE
- CIRCUIT HOMERUN
- FLOURESCENT
- AIRCONDITIONING UNIT
- BULB

NOTES AND SPECIFICATIONS

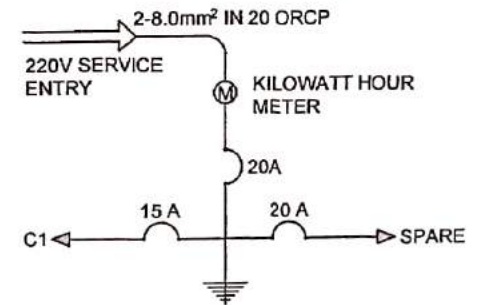
- 1.) ALL ELECTRICAL INSTALLATIONS TO BE UNDERTAKEN HEREIN SHALL CONFORM WITH THE LATEST EDITION OF THE PHILIPPINE ELECTRICAL CODE, RULES AND REGULATIONS OF THE ENFORCING AUTHORITY AND LOCAL POWER COMPANY.
- 2.) CONDUIT RUN SHOWN ON THE PLAN ARE ONLY SCHEMES. ACTUAL RUN SHALL BE DONE AND DETERMINE IN THE FIELD.
- 3.) PANEL BOARD SHALL BE FLUSH MOUNTED 1.37 m. ABOVE THE FINISHED FLOOR LINE.
- 4.) ALL ELECTRICAL MATERIALS AND DEVICES TO BE USED HEREIN MUST BE BRAND NEW AND FO APPROVED TYPE FOR LOCATION AND PURPOSE.
- 5.) THE ELECTRICAL INSTALLATION TO BE UNDERTAKEN HEREIN MUST BE UNDER THE DIRECT AND IMMEDIATE SUPERVISION OF A DULY LICENSED ELECTRICAL ENGINEER OR MASTER ELECTRICIAN.
- 6.) SWITCHES SHALL BE FLUSH MOUNTED AND LOCATED 8" FROM THE EDGE OF THE DOOR JAMB TO THE CENTER OF THE SWITCH OR 6" FROM THE EDGE OF DOOR JAMB TO THE EDGE OF THE SWITCH
- 7.) CONVENIENCE OUTLETS SHOULD BE 0.30m. ABOVE THE FINISHED FLOOR LINE

01 PLUMBING LAY-OUT PLAN
E-01 SCALE: 1:50 M

SCHEDULE OF LOADS:

PANEL:	LP	VOLTAGE:	230					
FEED:	TOP	PHASE:	1					
MOUNTING:	SURFACE	WIRE:	2					
CIRCUIT NO.	PARTICULARS	NO. OF OUTLET	WATTS	PHASE	VOLTS	AMPERE	CB RATING	WIRE SIZE AND CONDUIT
1	Light Outlet	1	100	1	230	0.43	15 AT	2-3.5mm ² THWN, 1-2.0mm ² TW(GND.) IN 15mmØ CONDUIT
2	SPARE	1	2,000	1	230	8.70	20 AT	2-5.5mm ² THWN, 1-2.0mm ² TW(GND.) IN 15mmØ CONDUIT
TOTAL			2,100					

RISER DIAGRAM



<p>GENERAL SANTOS CITY WATER DISTRICT ENGINEERING & CONSTRUCTION DEPARTMENT PLANNING AND DESIGN DIVISION E. FERNANDEZ STREET, BAY. LABAD, GEN. SANTOS CITY TEL. NO.: (083) 882 - 3824</p>	PROJECT TITLE / LOCATION:	CHECKED BY:	REVIEWED BY:	APPROVED BY:	CONTENT:	SHEET NO.:
	CONSTRUCTION OF COMFORT ROOM	ENGR. MARIA CELIA N. DANDAN	ENGR. ROGELIO A. BESANA, JR.	ENGR. ARN B. GELLANGARIN	AS SHOWN	E-01
	LOCATION : P3 No. 20, Prk. Upper Greenville, Brgy. Calumpang, GSC	OFFICER-IN-CHARGE, PDD	AGM, OPERATION & TECHNICAL SERVICES	GENERAL MANAGER A	DRAWN: TTP CHECKED: MCND DATE: February 2022	5 5